



Sextant Growth Fund

Ticker: SSGFX
 CUSIP: 804096105
 Inception: 9/28/1995*

Jun. 30, 2010

Objective:

Long-term capital growth.

Strategy:

The **Growth Fund** seeks capital growth by investing in common stocks of U.S. companies. The **Growth Fund** diversifies its investments across industries and companies, and generally follows a value investment style. The **Growth Fund** looks for companies with growing revenues and earnings, favoring companies trading for less than the adviser's assessment of intrinsic value, which typically means companies with low price/earning multiples, low price to cash flow, and higher dividend yields. The **Growth Fund** may invest in securities of smaller or newer companies as well as those of well-seasoned companies of any size.

Equity Style Analysis:

| | | Management Style | | |
|------------|--------|------------------|-------|--------|
| | | Value | Blend | Growth |
| Market Cap | Large | | | |
| | Medium | | | |
| | Small | | | |

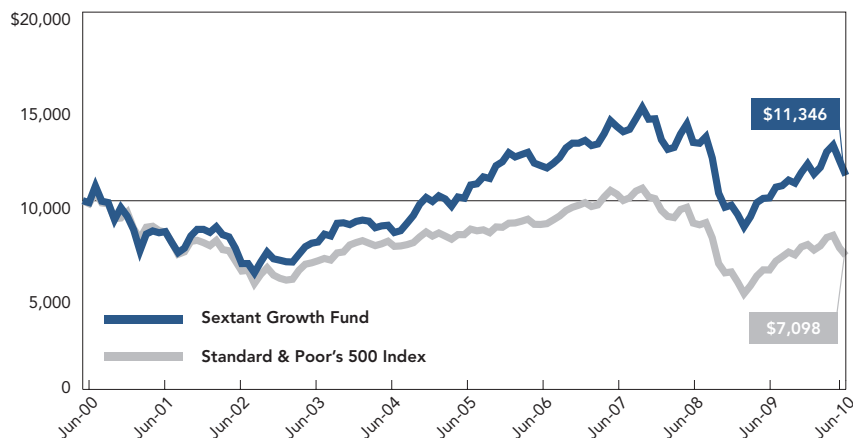
Source: Morningstar, Inc.

Top Ten Holdings:

(as of 06/30/2010)

| | |
|------------------------------------|--------------|
| Apple | 5.4% |
| Allegiant Travel | 3.1% |
| Amazon.com | 3.0% |
| Dr Pepper Snapple | 2.7% |
| Johnson & Johnson | 2.7% |
| Alaska Air Group | 2.0% |
| Intuit | 1.9% |
| Trimble Navigation | 1.8% |
| Honeywell International | 1.8% |
| Pharmaceutical Product Development | 1.7% |
| Total | 26.1% |

Growth Of \$10,000:



This chart illustrates the performance of a hypothetical \$10,000 invested at the beginning of the period and redeemed at the end of the period, and assumes reinvestment of all dividends and capital gains.

Average Annual Returns

(as of 06/30/2010)

| | Fund | S&P 500 |
|-----------------------------------|--------------|--------------|
| 1 Year | 11.76% | 14.43% |
| 3 Year | -6.61% | -9.80% |
| 5 Year | 2.28% | -0.79% |
| 10 Year | 1.27% | -1.59% |
| Fund Inception (4/1/1987)* | 7.33% | 8.01% |

Expense Ratio (as of 03/30/2010)

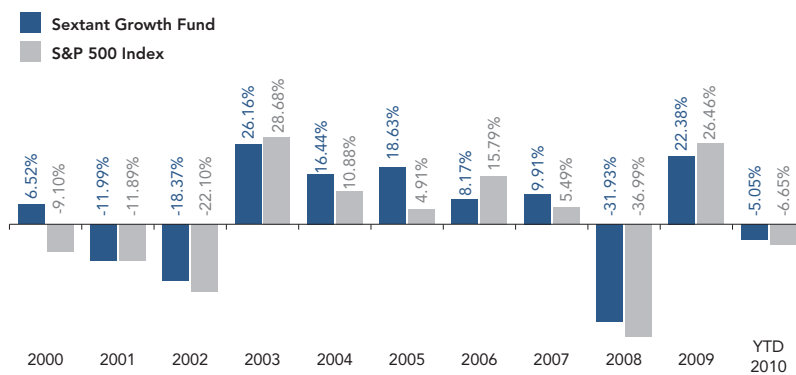
1.34%

Maximum Redemption Fee (on shares held less than 90 days)

2.00%

The S&P 500 Index® is a widely recognized index of common stock prices which reflects no deductions for fees, expenses or taxes. Investors cannot invest directly in the index.

Annual Total Returns (Before taxes)



Best Quarter: Q1 2000 +20.1%

Worst Quarter: Q1 2001 -23.8%

Performance data quoted herein represents past performance which is no guarantee of future results. Investment return and principal value of an investment will fluctuate so that an investor's shares, when redeemed, may be worth more or less than the original cost. Current performance may be higher or lower than the performance data quoted. Performance current to the most recent month-end can be obtained by visiting www.sextantmutualfunds.com or calling toll-free 800/SATURNA. The Adviser has absorbed, currently or in the past, certain Fund expenses, without which total returns would have been lower. The Fund cannot guarantee that its investment objective will be met. Securities of the Fund are offered and sold only through the prospectus.

Please consider an investment's objectives, risks, charges and expenses carefully before investing. For this and other important information about the Sextant Funds, please obtain and carefully read a free prospectus from www.sextantmutualfunds.com or by calling toll-free 800/SATURNA.

NOT FDIC INSURED | NOT BANK GUARANTEED | MAY LOSE VALUE



Jun. 30, 2010

Sextant Growth Fund

Ticker: SSGFX
 CUSIP: 804096105
 Inception: 9/28/1995*

Risks:

The value of **Growth Fund** shares rises and falls as the value of the stocks in which the Fund invests goes up and down. Only consider investing in the Fund if you are willing to accept the risk that you may lose money. Fund share prices, yields, and total returns will change with market fluctuations as well as the fortunes of the industries and companies in which the Fund invests.

The **Growth Fund** may invest in smaller companies, which involve higher investment risks in that they often have limited product lines, markets and resources, or their securities may trade less frequently and have greater price fluctuation than those of larger companies. Growth stocks, which can be priced on future expectations rather than current results, may decline substantially when expectations are not met or general market conditions weaken.

Fund Facts & Stats: (as of 06/30/2010)

Total Assets: \$22.2 Million
 Portfolio Manager: Nicholas Kaiser
 Adviser: Saturna Capital Corp.

*The Sextant Growth fund began operation under its current objective Sept. 28, 1995. Previously, it was the Northwest Growth Fund.

Morningstar Ratings™ (as of 06/30/2010)

| Overall | 3 Year | 5 Year | 10 Year |
|-----------------|----------------|-----------------|----------------|
| ★★★★★ (1545) | ★★★★ (1545) | ★★★★★ (1298) | ★★★★★ (739) |

Large Growth Category

Morningstar is a leading provider of independent investment research on mutual funds and other securities. For each fund with at least a three-year history, Morningstar calculates a Morningstar Rating™ based on a Morningstar Risk-Adjusted Return measure that accounts for variation in a fund's monthly performance (including the effects of sales charges, loads, and redemption fees), placing more emphasis on downward variations and rewarding consistent performance. The top 10% in each category receive 5 stars, the next 22.5% 4 stars, the next 35% 3 stars, the next 22.5% 2 stars and the bottom 10% receive 1 star. The Overall Morningstar Rating for a fund is derived from a weighted average of performance figures associated with its 3-, 5- and 10-year (if applicable) Morningstar Rating metrics. The number in parentheses indicates the number of funds in the Large Growth Category against which the Growth Fund was rated.

Lipper Quintile Rankings™ (as of 06/30/2010)

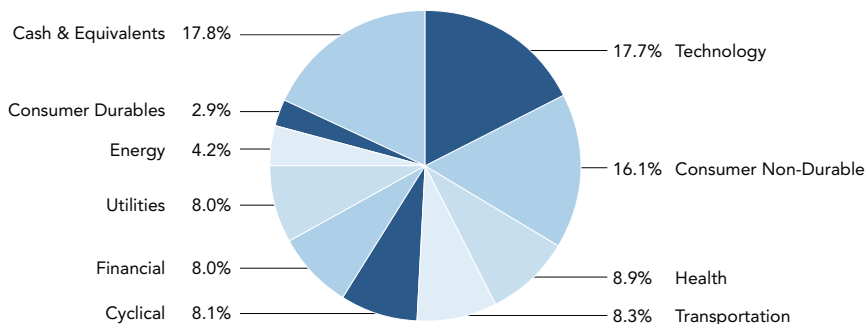
| 1 Year | 3 Year | 5 Year | 10 Year |
|------------------|-----------------|-----------------|------------------|
| 4th (637/830) | 1st (94/714) | 1st (55/572) | 3rd (104/250) |

Multi-Cap Core Funds

Lipper, a Reuters Company, is a nationally recognized organization that ranks the performance of mutual funds within a universe of funds that have similar investment objectives. 20% of the funds in each Lipper category are in the 1st quintile. Rankings are historical and are based on total return with capital gains and dividends reinvested. Rankings do not consider any sales charges. The numbers in parentheses indicate the absolute rank and the number of funds in the Multi-Cap Core Category against which the Growth Fund was ranked.

Sector Allocation:

(as of 06/30/2010)



Industry weightings are shown as a percentage of net assets.

All data, including performance, returns, rankings, ratings, assets and portfolio information is as of June 30, 2010 unless otherwise noted. Distributed by Saturna Brokerage Services, member FINRA/SIPC and a wholly-owned subsidiary of Saturna Capital, adviser to the Sextant Funds.

NOT FDIC INSURED | NOT BANK GUARANTEED | MAY LOSE VALUE